



# MUR1660CT / MUR1660FCT / MUR1660DC

## SUPERFAST RECOVERY RECTIFIERS

**Voltage**

**600 V**

**Current**

**16 A**


### Features

- Superfast recovery times-epitaxial construction
- Low forward voltage, high current capability
- Hermetically sealed.
- Low leakage
- High surge capacity
- Plastic package has Underwriters Laboratory Flammability Classification 94V-O utilizing Flame Retardant Epoxy Molding Compound
- Lead free in compliance with EU RoHS 2011/65/EU directive
- Green molding compound as per IEC61249 Std. . (Halogen Free)


### Mechanical Data

- Case: TO-220AB, ITO-220AB, TO-263 package
- Terminals: solder plated, solderable per MIL-STD-750, Method 2026
- TO-220AB Weight: 0.067 ounces, 1.89 grams.
- ITO-220AB Weight: 0.056 ounces, 1.6 grams.
- TO-263 Weight: 0.051 ounces, 1.46 grams.
- Marking: Part number


MUR1660CT TO-220AB



MUR1660FCT ITO-220AB



MUR1660DC TO-263



### Maximum Ratings ( $T_A=25^{\circ}\text{C}$ unless otherwise noted)

PARAMETER	SYMBOL	LIMIT	UNIT
Maximum repetitive peak reverse voltage	$V_{RRM}$	600	V
Maximum rms voltage	$V_{RMS}$	420	V
Maximum dc blocking voltage	$V_R$	600	V
Maximum average forward current	Per diode	8	A
	Per device	16	
Peak forward surge current : 8.3ms single half sine-wave superimposed on rated load	$I_{FSM}$	100	A
Maximum forward voltage at 8A	$V_F$	1.5	V
Maximum dc reverse current at rated dc blocking voltage	$I_R$	5	$\mu\text{A}$
Operating and storage temperature range	$T_J, T_{STG}$	-55 to +175	$^{\circ}\text{C}$

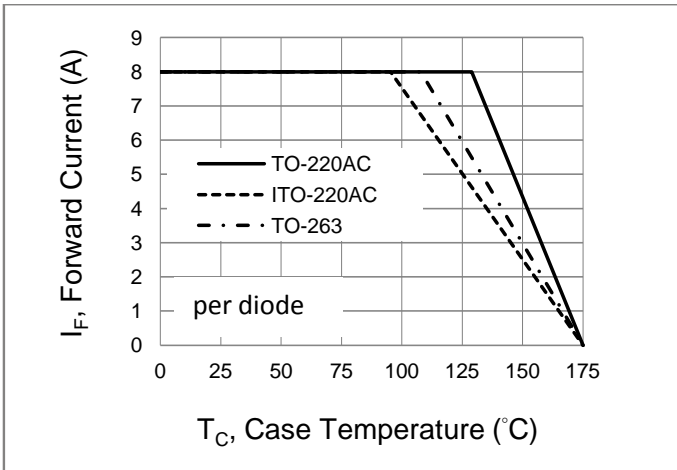


# MUR1660CT / MUR1660FCT / MUR1660DC

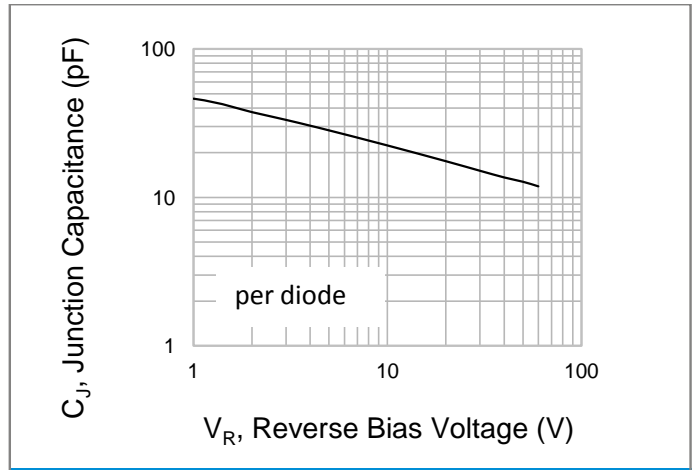
Maximum Ratings ( $T_A=25^{\circ}\text{C}$  unless otherwise noted)

PARAMETER		SYMBOL	LIMIT	UNIT
Maximum reverse recovery time	(Note 3)	$T_{RR}$	50	ns
Typical thermal resistance	TO-220AB(Note 1)	$R_{\theta JC}$	2.5	$^{\circ}\text{C/W}$
	ITO-220AB (Note 1)	$R_{\theta JC}$	6.5	
	TO-263(Note 2)	$R_{\theta JC}$	5	

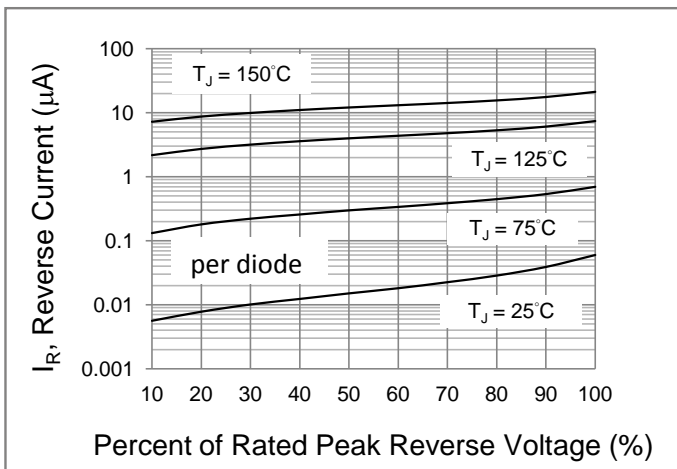
- Note : 1. Device mounted on a infinite heatsink, then measured the center of the marking side  
 2. Mounted on a 10cm\*10cm\*1mm copper pad area  
 3. Reverse Recovery Test Conditions :  $I_F=0.5\text{A}$ ,  $I_R=1\text{A}$ , Recover to 0.25A



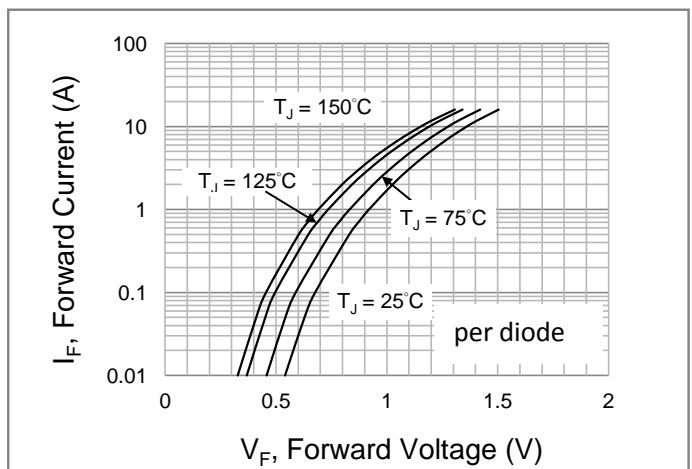
**Fig.1 Forward Current Derating Curve**



**Fig.2 Typical Junction Capacitance**



**Fig.3 Typical Reverse Characteristics**



**Fig.4 Typical Forward Characteristics**

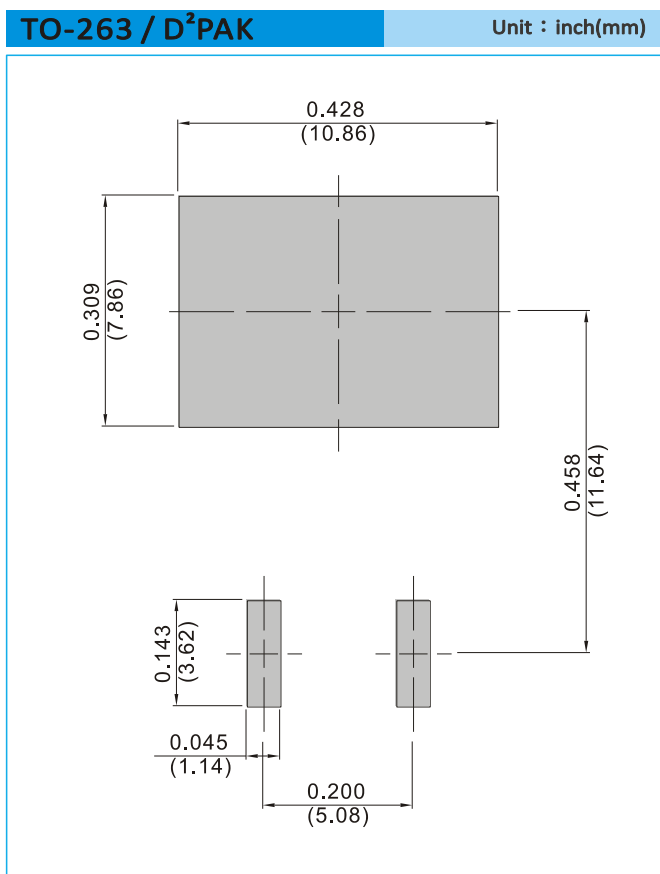


# MUR1660CT / MUR1660FCT / MUR1660DC

## PART NO PACKING CODE VERSION

PART NO PACKING CODE	Package Type	Packing type	Marking	Version
MUR1660CT_T0_00001	TO-220AB	50 pcs / Tube	MUR1660CT	Halogen free
MUR1660FCT_T0_00001	ITO-220AB	50 pcs / Tube	MUR1660FCT	Halogen free
MUR1660DC_R2_00001	TO-263	0.8K pcs / 13" reel	MUR1660DC	Halogen free

## MOUNTING PAD LAYOUT

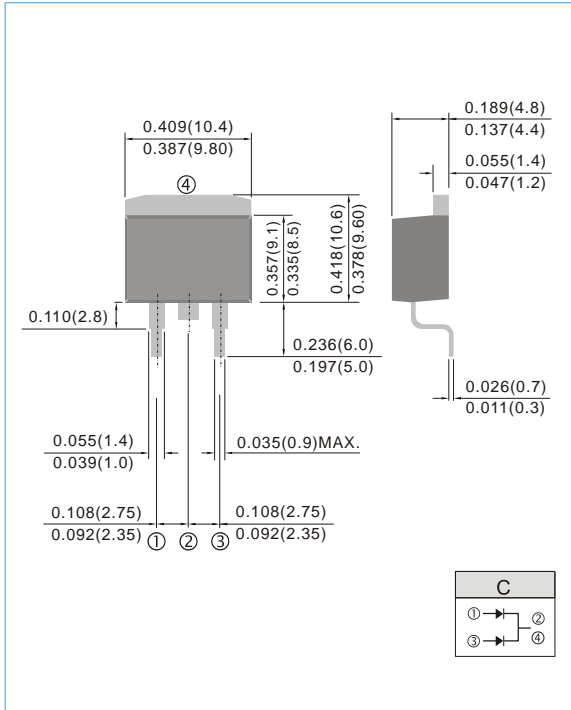




# MUR1660CT / MUR1660FCT / MUR1660DC

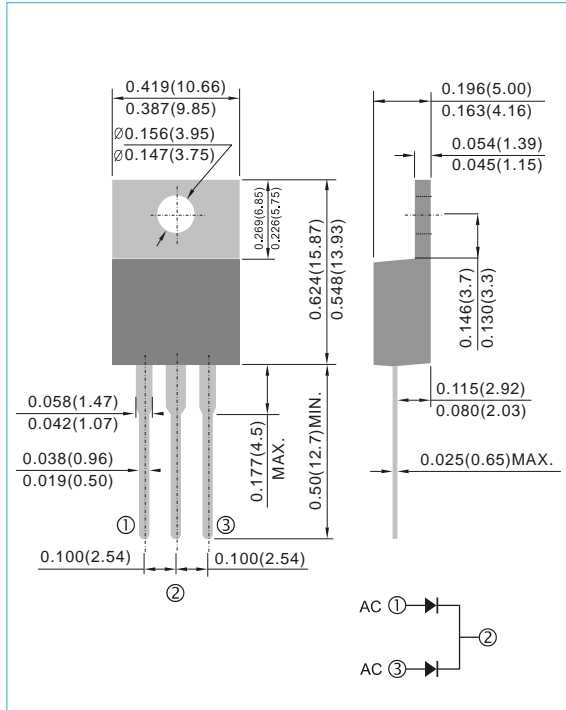
## TO-263 / D<sup>2</sup>PAK

Unit : inch(mm)



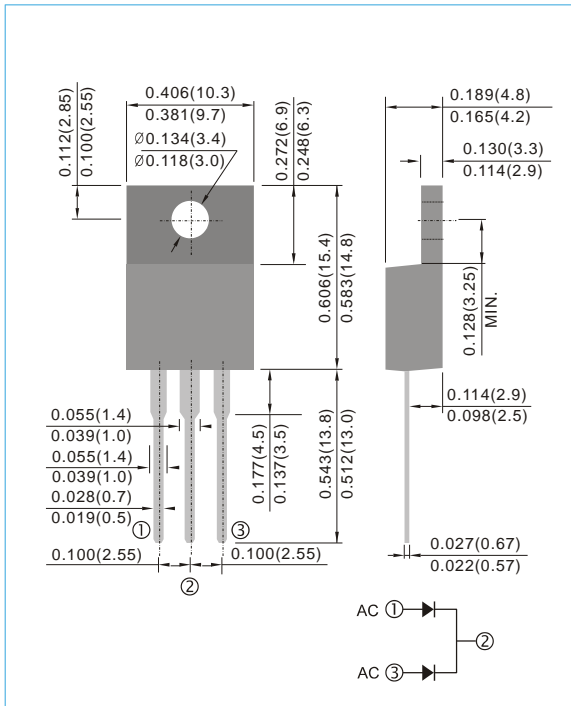
## TO-220AB

Unit : inch(mm)



## ITO-220AB

Unit : inch(mm)





## **MUR1660CT / MUR1660FCT / MUR1660DC**

### **Disclaimer**

- Reproducing and modifying information of the document is prohibited without permission from Panjit International Inc..
- Panjit International Inc. reserves the rights to make changes of the content herein the document anytime without notification. Please refer to our website for the latest document.
- Panjit International Inc. disclaims any and all liability arising out of the application or use of any product including damages incidentally and consequentially occurred.
- Panjit International Inc. does not assume any and all implied warranties, including warranties of fitness for particular purpose, non-infringement and merchantability.
- Applications shown on the herein document are examples of standard use and operation. Customers are responsible in comprehending the suitable use in particular applications. Panjit International Inc. makes no representation or warranty that such applications will be suitable for the specified use without further testing or modification.
- The products shown herein are not designed and authorized for equipments requiring high level of reliability or relating to human life and for any applications concerning life-saving or life-sustaining, such as medical instruments, transportation equipment, aerospace machinery et cetera. Customers using or selling these products for use in such applications do so at their own risk and agree to fully indemnify Panjit International Inc. for any damages resulting from such improper use or sale.
- Since Panjit uses lot number as the tracking base, please provide the lot number for tracking when complaining.